


SOLAR-SpeakerP10

Outdoor Loud Speaker, with built-in Microphone and Red/Blue LED Light



This outdoor loud speaker is a great accessory for Linovision GO SOLO and GO BOX series solar powered cameras. When bundled with our cameras, it supports two way talk and customized audio warning based on Ai smart human/vehicle filtering. It is very useful in national parks, entrance gate, parking lots, etc.


Outstanding Features

- Outdoor rated
- 110dB loud speaker for open spaces with hundreds of square meters
- Built-in microphone, sensitivity -32dB
- Clear sound for two-way talk, frequency range: 75Hz ~ 20KHz
- 6-LED Red/Blue strobe light on both sides
- S/N ratio >80dB, Sensitivity 90dB ± 2dB
- Built-in amplifier, work directly with IP cameras
- Support audio input and output
- DC 9V ~ 23V input

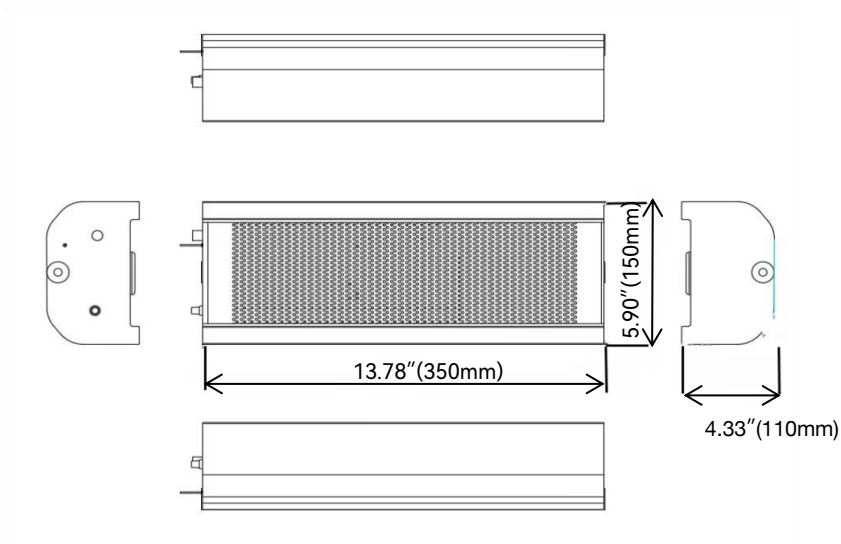
Specification

Sound pickup	
Output bias voltage	(R=600Ω)<0.076V
Microphone sensitivity	-32db
S/N	75dB
Amplification circuit gain bandwidth	6MHz
Output Impedance	(f = 1MHz, G = 1)8.5Ω
Output signal amplitude	MAX 2.5Vpp
Pick up range	50-100 m ²
Frequency response	75Hz-20KHz
Loud speaker	
Harmonic distortion	≤0.5%
Frequency response	75-20KHz (±3db)
S/N	≥80dB
Efficiency of digital power amplifier	D-class digital amplifier with an efficiency of 92%
Sensitivity	90dB±2dB/W
Impedance	10KΩ
Rated power	35W
Interface	
RCA audio in	Yellow
RCA audio out	Black
RCA to 3.5mm adapter	Yes
DC Power in	Red (female head)
DC Power out	Black (male head)
General	
Power supply	DC9-23V/2A/optional POE power supply
Material	Aluminium
Dimension	5.90 × 4.33 ×13.78"(150 × 110 × 350mm)
Weight	4.85lb (2.2Kg)
Environment range	14°F ~ 122°F(-10 ~ 50°C), 95% RH

Interface



Dimension



Unit:inch(mm)


Installation

①




Remove the throat clamp, rotate it, loosen it, and open it

②




Surrounding installation column (clamp)

③



Use a screwdriver for the correct interface tighten

④



Insert screws into the top and bottom center hole

⑤



Tighten the flat head six legged screw with a wrench

⑥



Insert the bracket into the clamp

⑦



Adjust to the optimal angle



Simple and convenient installation with high practicality

Package included



x1

Loud Speaker



x1

Screw



x1

L-shaped stainless steel
double groove bracket



x1

Hoop



x1

RCA to 3.5mm adapter



x1

RCA to 2-core wire



x1

DC female head to 2-core wire