

LINOVISION

POE-IN90W

User Manual

Updated on January 18, 2024

Introduction

Gigabit 90W PoE Injector has 1 Gigabit uplink port and 1 Gigabit PoE++ output port. Power and data transmission distance of it is up to 100m, which provides safe and reliable power to PTZ IP cameras, and VoIP Phone, etc.

Unique Features

- Supports Gigabit data and max PoE 90W output
- Compatible with IEEE802.3af/at/bt
- Provides safe and reliable power to wireless access points, PTZ IP cameras, VoIP Phone, etc.
- PLUG-N-PLAY

Package Contents



POE-IN90W




Power Cord



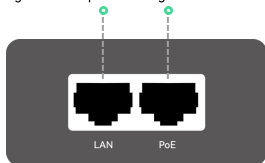
User Manual

Application

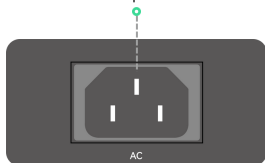


Panel View

Gigabit Data Input Port Gigabit 90W PoE Output Port



AC 100V-240V Input Power Socket



LED Definition

Panel	Color	Status	Description
POWER	Green	ON	Normal
		OFF	Abnormal
PORT	Green	ON	Normal
		OFF	Abnormal

Data Sheet

Item	Description
Input Voltage	AC100-240V 50/60Hz
Data Input & Data Rate	1 x RJ45, 10/100/1000Mbps
PoE Output	1 x RJ45, max 90W, DC 50-56V
PoE Standard	IEEE 802.3af/at/bt
PoE Supply Type	1245(+) 3678(-)
Operating Temperature	-20°C ~ 55°C (-4°F ~ 131°F)
Weight	0.4kg

Attention

- Only used indoor, please place the PoE injector in ventilated and dry space.
- Please ensure adequate space around for dissipating heat.
- Please avoid placing it on unsteady desk.
- Please avoid any heavy thing placed on it.
- Please use the attached power adapter.

Contacts

For assistance, please contact linovision technical support:
Email: support@linovision.com